

Nursing Concepts Online – Functionality for Concepts and Exemplars

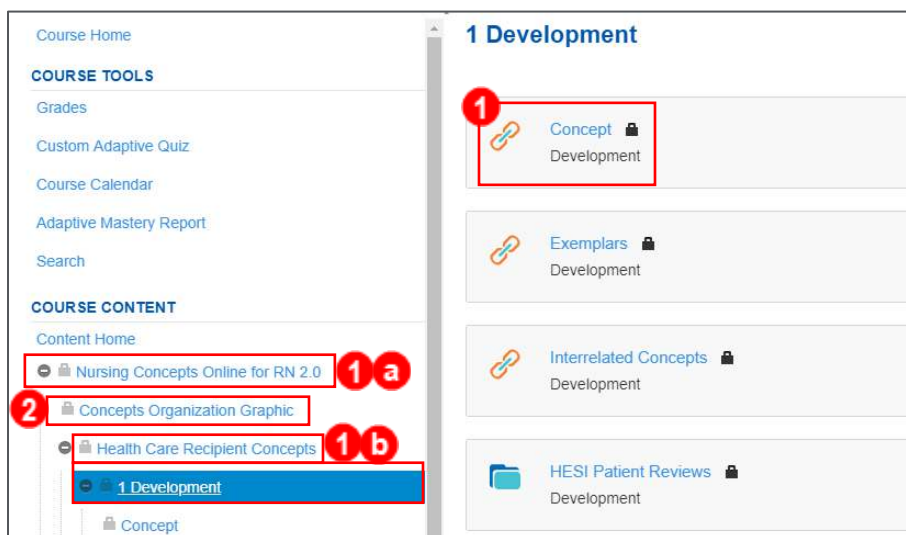
This guide will explain the basic functionality for Concepts and Exemplars in Nursing Concepts Online (NCO).

Contents

Concepts.....	1
Exemplars.....	3

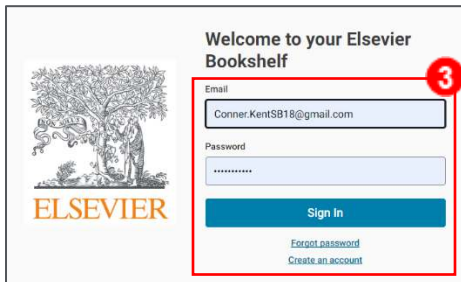
Concepts

1. The Concept links are in the subtopic folders inside your NCO course.
 - a. Subtopic folders are in the *Nursing Concepts Online* folder.
 - b. There, you will find the topic folders (e.g., *Health Care Recipient Concepts*), which contain the subtopic folders (e.g., *Development*).
2. For better understanding of the Unit/Concept organization, click on the **Organization Graphic** inside your *Nursing Concepts Online* folder.

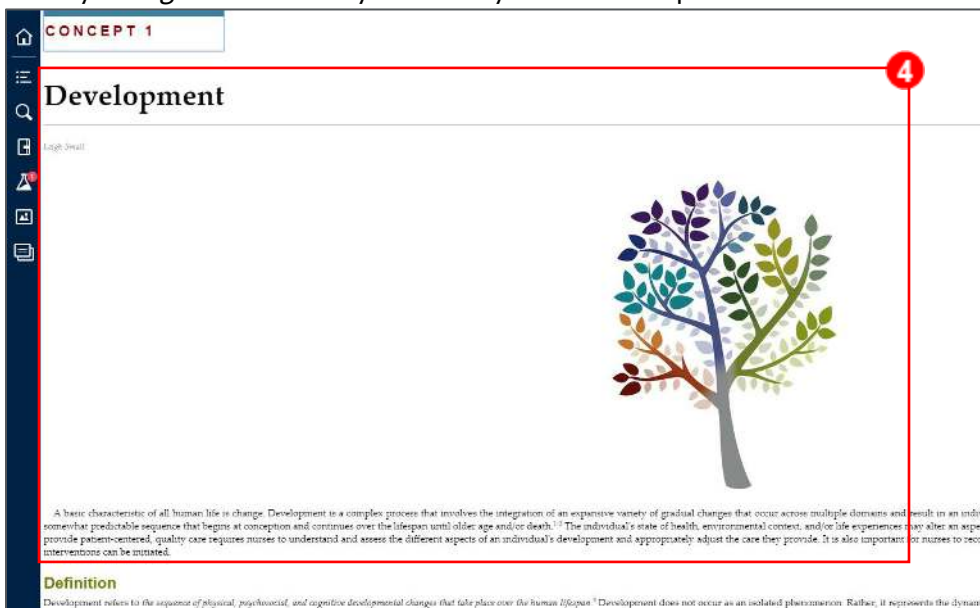


- When you click the Concepts' link it will open a new tab and take you directly to the Giddens' Concepts for Nursing Practice book in VitalSource. If you are not logged in, it will prompt you to log into your VitalSource account.

NOTE: Your VitalSource password may not be the same as your Evolve password.

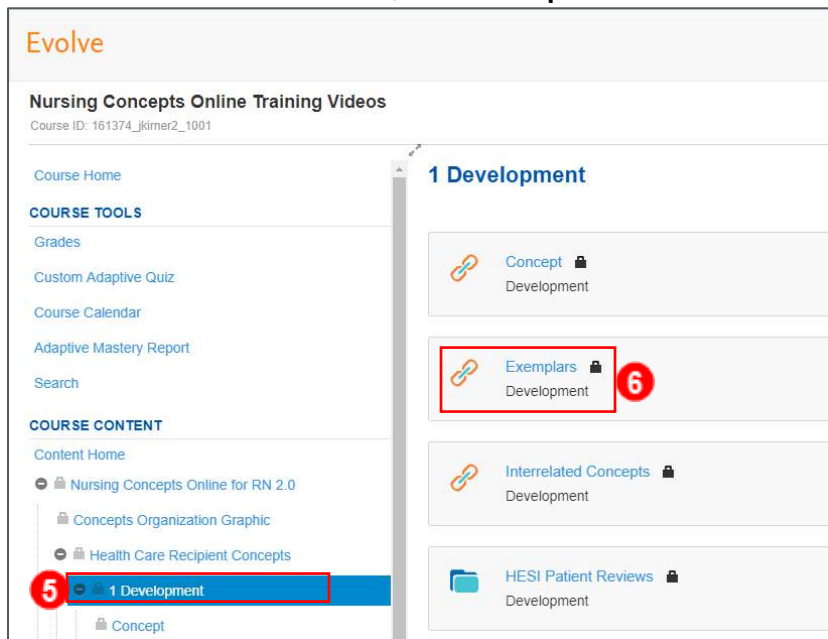


- Once you log in it will take you directly to the concept in the text book.

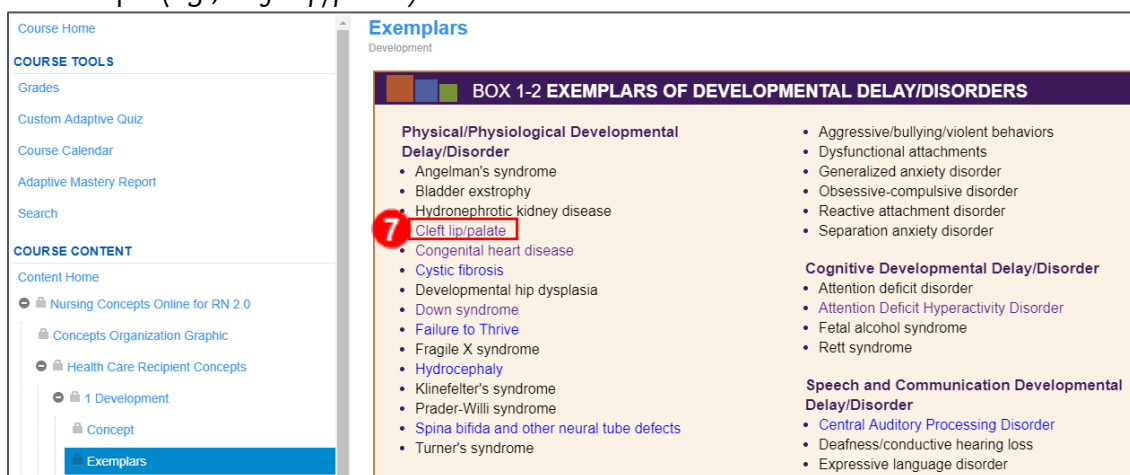


Exemplars

5. The Exemplars' links are also in the subtopic folders inside your NCO course.
6. Once in the desired subfolder, click **Exemplars**.



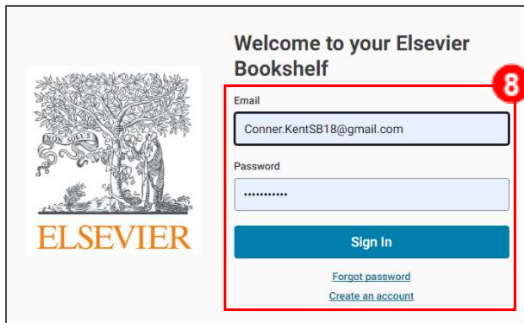
7. Here, you will have a list of potential Exemplars related to the topic. Some of these items will be hyperlinked to search your entire VitalSource Library for Exemplars related to the topic (e.g., *Cleft lip/palate*).



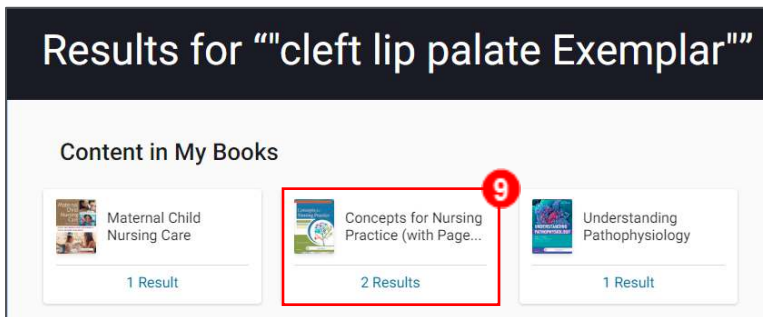
- When you click a hyperlinked exemplar, it will open a new tab that takes you directly to VitalSource. If you are not logged in, it will prompt you to log into your VitalSource account.

NOTE: Your VitalSource password may not be the same as your Evolve password.

NOTE: If you needed to log in, you will need to go back to your NCO course and click the link again. This will open the new link in VitalSource listing any resources with a related Exemplar.



- Choose a text and click on it.



10. A banner will expand on the right listing all the related Exemplars in that book. Choose one and click on it.
 - a. This will take you to the part of the book in which the Exemplar is located.

The screenshot shows the Elsevier search interface. At the top, the search results are for "cleft lip palate Exemplar". A banner on the right lists related books, including "Concepts for Nursing Practice (with Pageburst Digital Book Ac...)" by Jean Foret Giddens, with an "Open Book" button. Below this, a search bar contains the query "cleft lip palate Exemplar". The results list "Concept 1 Development (1)" and "Concept 28 Sensory Perception (1)", both with "Cleft lip palate Exemplar" listed below them. A red circle with the number "10" is placed over the "Cleft lip palate Exemplar" link in the first result. Below the main search results, a detailed search panel is visible, showing the search query "cleft lip palate Exemplar" and two results. The first result is "Concept 1 Development (1)" on page 10, with "Cleft lip palate Exemplar" highlighted in yellow. The second result is "Concept 28 Sensory Perception (1)" on page 279, also with "Cleft lip palate Exemplar" highlighted in yellow. To the right of the search panel, a list of related terms is shown, including Hydrocephaly, Klinefelter's syndrome, Prader-Willi syndrome, Spina bifida, Turner's syndrome, Motoric Developmental Delay/Disorder (Cerebral palsy, Developmental dyspraxia, Duchene's muscular dystrophy, Hypertonia, Hypotonia), and Social/Emotional Developmental Delay/Disorder (Autism spectrum disorder, Asperger's syndrome, Childhood (pediatric) disintegrative disorder not otherwise specified (PDD-NOS), Failure to thrive, Aggressive/bullying/violent behaviors, Dysfunctional attachments, Generalized anxiety disorder, Obsessive-compulsive disorder).

END OF GUIDE